



Founded 1953

光華學校

**KONG HWA SCHOOL**

350 Guillemard Road, Singapore 399772

T +65 6342 1195 F +65 6342 1120

E konghwa\_sch@moe.edu.sg

www.konghwa.moe.edu.sg



19 February 2021

Dear Parents / Guardians,

The new PSLE scoring and Secondary 1 Posting systems will take effect this year. To help you better understand the changes, MOE would like to share the following resources with you:

- An infosheet which provides an overview of the key changes,
- Two videos which address commonly asked questions on the new PSLE Scoring and Secondary 1 Posting Systems, and
- The MOE PSLE microsite that contains information on the changes to the PSLE Scoring and Secondary 1 Posting Systems.

Link	Link Description
<a href="https://www.moe.gov.sg/microsites/psle-fsbb">https://www.moe.gov.sg/microsites/psle-fsbb</a>	Details on the new PSLE Scoring & Sec 1 Posting
<a href="https://go.gov.sg/psle-explainer-1">https://go.gov.sg/psle-explainer-1</a>	Top Questions on PSLE Answered! (Part 1)
<a href="https://go.gov.sg/psle-explainer-2">https://go.gov.sg/psle-explainer-2</a>	Top Questions on PSLE Answered! (Part 2)

We will be holding an online briefing session with P5 and P6 parents in mid-April 2021. More details will be shared, and we hope to see you there.

Mr Poon Siow Leng  
Principal



## Secondary 1 posting from 2021



### 5 What to expect for Secondary 1 posting

#### BEFORE OCT

##### Explore schools

Learn about the considerations when choosing a school at our PSLE-FSBB Microsite.



<https://go.gov.sg/choosing-sec-schools>

#### END-NOV

##### Receive PSLE results and submit school choices

Your child can submit up to 6 different school choices, in order of preference.

#### END-DEC

##### Receive school posting results

The posting results will be released via MOE's S1-Internet System, SMS and through your child's primary school.

### 6 How will my child be posted?

Students with better PSLE scores will be considered first for vacancies in their chosen schools.

When two or more students with the same PSLE score vie for the last remaining place in a school, **tie-breakers** will be used in the following order to determine who gets the last place:

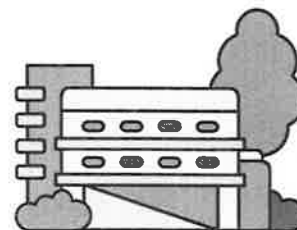
1. Citizenship
2. Choice order of schools
3. Computerised balloting

**NEW**  
from 2021


If there are no more vacancies in the school, students will be considered for their next indicated school choice. Students who cannot be placed in any of their indicated choice of schools will be posted to the nearest available school based on their registered address.



Learn more about how tie-breakers are applied  
<https://go.gov.sg/s1-posting-2021>  
(See 'School choice submission and tie-breakers')



A QUICK  
GUIDE TO



# PSLE Scoring and Secondary 1 Posting

FROM 2021



Is your child preparing for the PSLE this year? Here are 6 things you need to know about the PSLE.



Visit our PSLE-FSBB Microsite for more details and a comprehensive list of FAQ

<https://go.gov.sg/pslefsbb>

From 2021, the PSLE T-Score will be replaced with wider scoring bands, known as Achievement Levels.

### 1 From T-Score to ALs

Each PSLE subject will be scored using **8 Achievement Levels (ALs)**, with AL 1 being the best. Each AL will reflect your child's individual level of achievement in that subject, regardless of how his or her peers have performed.

AL	Raw mark range
1	≥90
2	85-89
3	80-84
4	75-79
5	65-74
6	45-64
7	20-44
8	<20

Starting from Primary Five onwards, your child will receive their school-based examination results in ALs to help familiarise them with the new scoring system.


### 2 Scoring for Foundation level subjects

If your child is taking Foundation subjects, that subject will be graded AL A to AL C.

The AL A to AL C will then be mapped to a Standard level subject to derive a student's overall PSLE score, as shown below.

Grades for Foundation subjects	Foundation raw mark range	Equivalent Standard level AL
A	75-100	6
B	30-74	7
C	<30	8

The mapping is based on the learning and assessment load of the subjects and informs students of their readiness to access the curriculum at the secondary level.



### 3 Calculating PSLE score and course placement

Your child's PSLE score will be the sum of the four AL scores across their Standard and Foundation level subjects. The PSLE score ranges from **4 to 32**, with 4 being the best possible total score.

Your child will be placed in the Express, Normal (Academic) or Normal (Technical) course, based on their PSLE score. They will be able to take all subjects in secondary school at the level they are placed at.\*

Placement outcome	PSLE score
Express	4-20
Express/ N(A) Option	21-22
N(A)	23-24
N(A)/ N(T) Option	25
N(T)	26-30 <i>with AL 7 or better in both English Language and Mathematics</i>

\* Students who progress to the N(T) course must score at least an AL 7 in both English and Mathematics. This criterion is not applicable to all other secondary courses.

### 4 Subject-Based Banding eligibility in secondary school

Subject-Based Banding (SBB) in secondary school recognises and develops students' subject-specific strengths, and provides them with opportunities to reach their fullest potential.

SBB allows eligible N(A) and N(T) students to take selected subjects at a more demanding level at Secondary 1, based on their AL scores for individual subjects rather than the overall PSLE score.\*

For students offered the N(A) or N(T) course	
PSLE Standard/ Foundation subject grade	Option to take a subject at
AL 5 or better in a Standard level subject	Express level
AL 6 or better in a Standard level subject or AL A in a Foundation level subject	N(A) level

\* Students in the Express course will take all subjects at the Express level, regardless of their individual subject AL scores at the PSLE.

If your child is exempted from taking Mother Tongue Language, or is considering taking Higher Mother Tongue Language in secondary school, you can find out more via the PSLE-FSBB microsite or reach out to the school.